

CHILKUR BALAJI COLLEGE OF PHARMACY

(Sponsored by Srinivasa Educational Academy, Chittoor)

(Approved by AICTE, New Delhi, Affiliated to JNTUH, Hyd., T.S.)

R.V.S. Nagar, Aziz Nagar, (Post), Moinabad Road, Near T.S. Police Academy, Hyderabad - 500 075.

COURSE RECORD BOOK



Year : 20 -20

Course Code

PS101

Programme Name : Human Anatomy and Physiology

Class : B- Pharmacy

✓
Semester / Year : I-I

Course : Human Anatomy and physiology - I

Name of Teaching Staff : Dr. T. Maheshwari

Department : Pharmacy Practice

INDEX

Sr.No.	Title	Page No.
1	Academic Calendar	2
2	Individual Time Table	5
3	Syllabus	7 - 9
4	Recommended Book	10
5	CO/ PO / Assessment Details	11
6	Teaching Plan	12 - 15
7	Tutorial Record	16 - 18
8	Attendance Record	19 - 29
9	Syllabus Completion Report	53
10	Coverage of Content Beyond Syllabus	55
11	Details of Expert/Guest Lecture/Seminar Record	56
12	Internal Examination Details	57 - 58
13	Internal Exam Mark Analysis Report	59
14	Sessional Exam Question Paper	60 - 62
15	Question Bank	63 - 64
16	University / Board Exam Question Paper	65 - 66
17	Result Analysis	67
18	Certificate	

CHILKUR BALAJI COLLEGE OF PHARMACY

(Sponsored by Srinivasa Educational Academy, Chittoor)

(Approved by AICTE, New Delhi, Affiliated to JNTUH, Hyd., T.S.)

R.V.S. Nagar, Aziz Nagar, (Post), Moinabad Road, Near T.S. Police Academy, Hyderabad - 500 075.

Academic Year : 20²² -20²³

Class : B- Pharmacy Semester / Year : I / I

Course : Human Anatomy and Physiology - I Course Code : PS 101

Date of Commencement of the Semester / Year : 13/12/2023

Date of Conclusion of the Semester / Year : 15/04/2023

Faculty	Course Faculty	Academic Incharge / HOD	Principal
Signature	T. Maheshwari	Sandhya	15/12/23
Name	Dr. T. Maheshwari	Dr. S. Sandhya rani	Dr. Chandra Sekhara Rao Basu.

ACADEMIC CALENDAR 2022-23

B. Pharm. I YEAR I & II SEMESTERS

I SEM

S. No	Description	Duration	
		From	To
1	Commencement of I Semester classwork / Orientation programme	28.11.2022	
2	1 st Spell of Instructions (including Induction programme)	28.11.2022	21.01.2023 (8 Weeks)
3	First Mid Term Examinations	23.01.2023	30.01.2023 (1 Week)
4	Submission of First Mid Term Exam Marks to the University on or before	04.02.2023	
5	2 nd Spell of Instructions	31.01.2023	29.03.2023 (8 Weeks)
6	Second Mid Term Examinations	31.03.2023	08.04.2023 (1 Week)
7	Preparation Holidays and Practical Examinations	10.04.2023	15.04.2023 (1 Week)
8	Submission of Second Mid Term Exam Marks to the University on or before	15.04.2023	
9	End Semester Examinations	17.04.2023	29.04.2023 (2 Weeks)

1. ACADEMIC CALENDAR

JAWAHARLAL NEHRU TECHNOLOGICAL UNIVERSITY HYDERABAD

ACADEMIC CALENDAR 2022-23

B. Pharm. I YEAR I & II SEMESTERS

I SEM

S. No	Description	Duration	
		From	To
1	Commencement of I Semester classwork / Orientation programme	28.11.2022	
2	1 st Spell of Instructions (including Induction programme)	28.11.2022	21.01.2023 (8 Weeks)
3	First Mid Term Examinations	23.01.2023	30.01.2023 (1 Week)
4	Submission of First Mid Term Exam Marks to the University on or before	04.02.2023	
5	2 nd Spell of Instructions	31.01.2023	29.03.2023 (8 Weeks)
6	Second Mid Term Examinations	31.03.2023	08.04.2023 (1 Week)
7	Preparation Holidays and Practical Examinations	10.04.2023	15.04.2023 (1 Week)
8	Submission of Second Mid Term Exam Marks to the University on or before	15.04.2023	
9	End Semester Examinations	17.04.2023	29.04.2023 (2 Weeks)



CHILKUR BALAJI COLLEGE OF PHARMACY, HYDERABAD

TIME TABLE OF B.PHARMACY I YEAR I-SEM. FOR THE ACADEMIC YEAR 2022-23

TIME → DAY ↓	I (9.30 - 10.20 A.M)	II (10.20 - 11.10 A.M)	III (11.10 - 12.00 P.M)	IV (12.00 - 12.40 P.M)	12:40 - 1:30PM	V (1.30 - 4.00 P.M)
MON				H.A.P-I	LUNCH	
TUE				H.A.P-I		HAP -I (Batch - B)
WED	H.A.P-I					
THU			H.A.P-I			H.A.P-I (Batch - A)
FRI			H.A.P-I			
SAT						

CHILKUR BALAJI COLLEGE OF PHARMACY, HYDERABAD

TIME TABLE OF B.PHARMACY I YEAR I-SEM. FOR THE ACADEMIC YEAR 2022-23

TIME → DAY ↓	I (9.30-10.20 A.M)	II (10.20-11.10 A.M)	III (11.10-12.00 P.M)	IV (12.00-12.40 P.M)	12:40 - 1:30PM	V (1.30-4.00 P.M)
MON				H·A·P-I		
TUE				H·A·P-I		H·A·P-I (Batch - B)
WED	H·A·P-I					
THU			H·A·P-I		LUNCH	H·A·P-I (Batch - A)
FRI			H·A·P-I			
SAT						

PS101: HUMAN ANATOMY AND PHYSIOLOGY - I

B. Pharm. I Year I Sem

L	T	P	C
3	1	0	4

Scope: This subject is designed to impart fundamental knowledge on the structure and functions of the various systems of the human body. It also helps in understanding both homeostatic mechanisms. The subject provides the basic knowledge required to understand the various disciplines of pharmacy.

Course Objectives: Upon completion of this course the student should be able to

- Explain the gross morphology, structure, and functions of various organs of the human body.
- Describe the various homeostatic mechanisms and their imbalances.
- Identify the various tissues and organs of different systems of human body.
- Perform the various experiments related to special senses and nervous system.
- Appreciate coordinated working pattern of different organs of each system

UNIT – I**10 hours****Introduction to human body**

Definition and scope of anatomy and physiology, levels of structural organization and body systems, basic life processes, homeostasis, basic anatomical terminology.

Cellular level of organization

Structure and functions of cell, transport across cell membrane, cell division, cell junctions. General principles of cell communication, intracellular signaling pathway activation by extracellular signal molecule, Forms of intracellular signaling: a) Contact-dependent b) Paracrine c) Synaptic d) Endocrine

Tissue level of organization

Classification of tissues, structure, location and functions of epithelial, muscular and nervous and connective tissues.

UNIT – II**10 hours**

Integumentary system Structure and functions of skin

Skeletal system

Divisions of skeletal system, types of bone, salient features, and functions of bones of axial and appendicular skeletal system

Organization of skeletal muscle, physiology of muscle contraction, neuromuscular junction

Joints

Structural and functional classification, types of joints movements and its articulation

SYLLABUS

UNIT – III**10 hours****Nervous system**

Organization of nervous system, neuron, neuroglia, classification and properties of nerve fibre, electrophysiology, action potential, nerve impulse, receptors, synapse, neurotransmitters.

Central nervous system: Meninges, ventricles of brain and cerebrospinal fluid. Structure and functions of brain (cerebrum, brain stem, cerebellum), spinal cord (gross structure, functions of afferent and efferent nerve tracts, reflex activity)

UNIT – IV**08 hours****Peripheral nervous system:**

Classification of peripheral nervous system: Structure and functions of sympathetic and parasympathetic nervous system. Origin and functions of spinal and cranial nerves.

Special senses: Structure and functions of eye, ear, nose and tongue and their disorders.

UNIT – V**07 hours****Endocrine system**

Classification of hormones, mechanism of hormone action, structure and functions of pituitary gland, thyroid gland, parathyroid gland, adrenal gland, pancreas, pineal gland, thymus and their disorders.

SYLLABUS

9

R22 B.Pharmacy I & II Year

JNTUH

PS108: HUMAN ANATOMY AND PHYSIOLOGY- I Lab

B. Pharm. I Year I Sem

L T P C
0 0 4 2

Practical physiology is complimentary to the theoretical discussions in physiology. Practicals allow the verification of physiological processes discussed in theory classes through experiments on living tissue, intact animals, or normal human beings. This is helpful for developing an insight on the subject.

List of Experiments:

1. Study of compound microscope.
2. Microscopic study of epithelial and connective tissue
3. Microscopic study of muscular and nervous tissue
4. Identification of axial bones
5. Identification of appendicular bones
6. To study the integumentary and special senses using specimen, models, etc.,
7. To study the nervous system using specimen, models, etc.,
8. To study the endocrine system using specimen, models, etc
9. To demonstrate the general neurological examination
10. To demonstrate the function of olfactory nerve
11. To examine the different types of taste.
12. To demonstrate the visual acuity
13. To demonstrate the reflex activity
14. Recording of body temperature
15. To demonstrate positive and negative feedback mechanism.

4. RECOMMENDED BOOKS

R22 B.Pharmacy I & II Year

JNTUH

TEXT BOOKS: (Latest Editions)

1. Essentials of Medical Physiology by K. Sembulingam and P. Sembulingam. Jaypee brothers medical publishers, New Delhi.
2. Anatomy and Physiology in Health and Illness by Kathleen J.W. Wilson, Churchill Livingstone, New York
3. Physiological basis of Medical Practice-Best and Tailor, Williams & Wilkins Co, Riverview, MI USA
4. Text book of Medical Physiology- Arthur C. Guyton and John.E. Hall, Miamisburg, OH, U.S.A.
5. Principles of Anatomy and Physiology by Tortora Grabowski, Palmetto, GA, U.S.A.
6. Textbook of Human Histology by Inderbir Singh, Jaypee brother's medical publishers, New Delhi.
7. Textbook of Practical Physiology by C.L. Ghai, Jaypee brother's medical publishers, New Delhi.
8. Practical workbook of Human Physiology by K. Srinageswari and Rajeev Sharma, Jaypee brother's medical publishers, New Delhi.

REFERENCE BOOKS: (Latest Editions)

1. Physiological basis of Medical Practice-Best and Tailor, Williams & Wilkins Co, Riverview, MI USA
2. Text book of Medical Physiology- Arthur C. Guyton and John. E. Hall, Miamisburg, OH, U.S.A.
3. Human Physiology (vol 1 and 2) by Dr. C.C. Chatterje, Academic Publishers Kolkata

5. CO/ PO / ASSESSMENT DETAILS

(11)

COURSE OUTCOME

Co.No.	Course Outcome (CO)
CO1	To understand the morphology, structure and functions of various organs of the human body
CO2	Describe various homeostatic mechanisms and their imbalances
CO3	To study the functions of peripheral nervous systems and endocrine systems
CO4	Identify various tissues of different systems of human body

CO-PO MATRIX (MAPPING)

CO.No.	PO1	PO2	PO3	PO4	PO5	PO6	PO7	PO8	PO9	PO10	PO11
CO1	2	1	2	2	1	1	3	1	3	3	1
CO2	3	1	1	1	1	2	3	2	2	2	2
CO3	2	3	3	2	2	1	3	1	3	2	3
CO4	2	2	2	1	2	2	1	1	1	1	1

CO-ASSESSMENT (MAPPING)

CO	Continuous Assessment				Semester / Year End. Exam
				Sessional	

TEACHING PLAN

12

Lecture / Pr.No.	Planned Date	Topic	CO	Actual Date	Mode of Conduct
1.	13/12/22	Introduction to Human body		13/12/22	Board
2.	13/12/22	Definition & Scope of anatomy & physiology		13/12/22	Board
3.	13/12/22	Levels of structural organization & body systems.		13/12/22	Board
4.	14/12/22	Cellular level of organization, Structure & function of cell.		14/12/22	Board
5.	14/12/22	Transport across cell membrane.		14/12/22	Board
6.	16/12/22	Cell division & Cell junctions		16/12/22	Board
7.	16/12/22	General principles of cell communication Intracellular signalling pathway activation by intracellular signal molecule		16/12/22	Board
8.	17/12/22	Forms of Intracellular Signalling Tissue level of organization - classification of tissues.		17/12/22	Board
9.	17/12/22	Structure, location & functions of Epithelial tissues.		17/12/22	Board
10.	19/12/22	Structure, location & functions of Epithelial tissues.		19/12/22	Board
11.	19/12/22	Structure, location & functions of muscular tissues.		19/12/22	Board
12.	20/12/22	Structure, location & functions of Nervous tissues.		20/12/22	Board
13.	20/12/22	Structure, location & functions of		20/12/22	Board

T. Maheshwar
Signature of Faculty

Academic In-Charge / H.O.D.

Principal

TEACHING PLAN

Lecture / Pr.No.	Planned Date	Topic	CO	Actual Date	Mode of Conduct
		Connective tissue.			
14.	22/12/22	Structure, location & functions of Connective tissue		22/12/22	Board
15.	22/12/22	Structure & functions of skin		22/12/22	ICT
		Skeletal system.			
16.	23/12/22	Divisions of Skeletal system, Types of bones.		23/12/22	ICT
17.	23/12/22	Salient features & functions of axial bones.		23/12/22	ICT
18.	24/12/22	Salient features & functions of appendicular bones.		24/12/22	ICT
19.	24/12/22	Salient features & functions of appendicular bones.		24/12/22	ICT
20.	27/12/22	Organization of skeletal muscle		27/12/22	Board
21.	27/12/22	Physiology of muscle contraction		27/12/22	Board
22.	28/12/22	Neuromuscular junction		28/12/22	Board
23.	28/12/22	Structural & functional classification - of joints.		28/12/22	Board
24.	29/12/22	Types of joints movement & its articulation.		29/12/22	Board
25.	29/12/22	Organization of nervous system		29/12/22	Board
26.	31/1/23	Neuron & Neuroglia		31/1/23	Board
27.	4/1/23	Classification & properties of nerve fibre ; electrophysiology		4/1/23	Board

T. Maheshwari
Signature of Faculty

Academic In Charge / H.O.D.

Principal

TEACHING PLAN

Lecture / Pr.No.	Planned Date	Topic	CO	Actual Date	Mode of Conduct
28.	5/1/23	Action potential, nerve impulse		5/1/23	Board
29.	9/1/23	Receptors, synapse		9/1/23	Board
30.	11/1/23	Neurotransmitter.		11/1/23	Board
		M.D. II			
1.	30/1/23	Meninges, Ventricles of brain & Cerebrospinal fluid.		30/1/23	Board
2.	1/2/23	Structure & function of Cerebrum		1/2/23	Board
3.	7/2/23	Structure & function of brain stem		7/2/23	Board
4.	8/2/23	Structure & function of Cerebellum		8/2/23	Board
5.	9/2/23	General structure of spinal cord.		9/2/23	Board
6.	13/2/23	Functions of afferent & efferent nerve tracts, reflex activity		13/2/23	Board
7.	14/2/23	Structure & function of S.N.S		14/2/23	Board
8.	15/2/23	Structure & function of P.N.S		15/2/23	Board
9.	16/2/23	Origin & functions of spinal nerves		16/2/23	Board
10.	20/2/23	Origin & functions of Cranial nerves		20/2/23	Board
11.	22/2/23	Structure & functions & their disorders of eye.		22/2/23	Board
12.	23/2/23	Structure, function & their disorders of ears.		23/2/23	Board
13.	27/2/23	Structure, function & their disorders of Nose.		27/2/23	Board

T. Maheshwari
Signature of Faculty

[Signature]
Academic In-Charge / H.O.D.

[Signature]
Principal

8. ATTENDANCE

(26)

Jan

Roll No	Students Name	Date																		
		Dec																		
		13	14	15	16	17	18	19	20	21	22	23	24	25	26	27	28	29	30	31
Sr.No	1	2	3	4	5	6	7	8	9	10	11	12	13	14	15	16	17	18	19	
25	G. Kavya Sree	1	2	3	4	5	6	7	8	9	9	10	11	11	11	11	11	11	11	11
26	G. Abhinaya Sree	0	0	1	2	3	4	5	6	7	8	9	10	11	12	13	14	15	16	17
27	J. Lokesh	1	2	3	4	5	5	6	7	8	9	10	11	12	13	14	15	16	17	18
28	J. Ruchitha	1	2	3	4	5	6	7	8	9	9	10	11	12	13	14	15	16	17	18
29	J. Arathi	1	2	3	4	5	6	7	8	9	9	10	11	12	13	14	15	16	17	18
30	J. Rajvardhan ^{Reddy}	1	2	3	4	4	5	6	7	7	8	9	10	10	11	12	13	14	15	16
31	K. Ansari	1	2	3	3	4	5	6	6	7	8	8	9	10	11	12	13	14	15	16
32	K. Manaswini ^{Reddy}	1	2	3	4	5	6	7	7	8	9	10	11	12	13	14	15	16	17	18
33	K. Mohan	1	2	3	4	5	6	7	8	8	8	9	10	11	12	13	14	15	16	17
34	K. Anand Lakmi	0	0	1	2	3	4	5	6	7	8	9	10	11	12	13	14	15	16	17
35	K. Teja	1	2	3	4	5	6	7	7	8	9	10	11	11	11	11	11	12	13	14
36	K. Shiva Shankar	0	0	0	1	2	3	3	3	3	3	3	4	5	6	7	8	9	10	11
37	H. Nagaraju	1	2	3	4	5	6	7	8	9	9	9	10	11	12	13	14	15	16	17
38	M. Harish goud	0	0	1	2	3	4	5	6	6	6	7	8	9	10	11	12	13	14	15
39	M. Shrivani	0	0	0	0	0	0	0	0	0	0	0	0	0	0	0	0	0	0	0
40	H. Adal Sreya	0	0	0	0	0	0	0	0	0	0	0	0	0	0	0	0	0	0	0
41	H.D. Araf	1	2	3	4	5	6	7	8	9	9	10	11	12	13	14	15	16	16	16
42	M. Rakshitha	1	2	3	4	5	6	7	8	9	10	11	11	12	13	14	15	16	17	18
43	M.H.D. Furquan	1	2	3	4	5	6	7	8	9	10	11	12	13	14	15	16	17	18	19
44	N. Latha	1	2	3	4	5	6	7	7	8	8	9	9	10	11	12	13	14	15	16
45	N. Joshi Raj	0	0	0	0	1	2	2	2	3	3	3	4	4	5	6	7	8	9	10
46	N. Santhosh Kumar	1	2	3	4	5	6	7	8	9	10	11	12	13	14	15	16	17	18	19
47	P. Pravalika	0	0	0	0	1	2	2	2	3	3	3	4	4	5	6	7	8	9	10
48	P. Bhavya Srajan	0	0	0	1	2	3	4	5	6	6	7	8	9	10	11	12	13	14	15

ATTENDANCE

(27)

Feb

Mar

Date																								
Feb																								
10	11	12	13	14	15	16	17	18	19	20	21	22	23	24	25	26	27	28	29	30	31			
1	2	3	4	5	6	7	8	9	10	11	12	13	14	15	16	17	18	19	20	21	22			
21	22	23	24	25	26	27	28	29	30	31	32	33	34	35	36	37	38	39	40	41	42			
43	44	45	46																					
14	15	16	17	18	18	18	18	18	19	20	21	21	22	23	24	25	26	27	28	28	29			
16	17	17	17	17	19	20	21	22	23	24	24	25	25	26	27	28	29	30	31	31	32			
21	22	23	23	24	24	25	25	25	26	26	26	27	28	28	29	30	31	32	33	34	35			
20	21	22	23	23	24	25	26	27	27	27	28	28	28	29	30	31	32	33	34	35	36			
20	21	22	23	24	25	26	27	28	29	30	31	31	31	32	33	33	34	35	36	37	38			
16	17	17	17	18	19	20	21	21	22	23	24	25	25	26	27	28	29	30	31	32	33			
16	17	17	17	18	19	20	21	21	22	23	24	25	25	26	27	28	29	29	30	31	32			
18	19	20	21	22	23	24	25	26	27	28	29	30	31	32	32	33	34	35	36	37	38			
18	19	20	21	22	23	24	25	26	27	28	29	30	31	32	33	34	35	36	37	38	39			
19	20	21	22	23	23	23	24	25	26	27	27	27	27	27	27	28	28	29	30	31	32			
14	14	15	16	17	19	19	20	21	22	23	24	25	26	27	27	27	28	29	29	29	30			
11	12	13	14	15	16	16	17	18	19	20	21	22	23	24	25	25	26	27	28	29	30			
18	19	20	21	22	23	24	25	26	27	28	29	29	30	31	31	32	33	34	35	36	37			
15	16	16	16	17	18	19	20	21	22	23	24	25	26	27	27	28	29	30	31	32	33			
19	20	21	22	23	24	25	26	27	28	29	30	31	32	33	34	35	36	37	37	37	38			
0	0	0	0	1	2	3	4	4	4	4	4	4	4	4	4	4	4	4	4	4	4			
17	18	19	20	21	22	23	24	25	26	27	28	29	30	31	31	32	33	34	35	36	37			
20	21	22	23	24	25	26	27	28	29	30	31	32	32	33	34	35	36	37	38	39	40			
11	12	23	24	25	26	27	28	29	30	31	32	33	34	35	36	37	38	39	40	41	42			
18	19	19	19	20	21	22	23	24	25	26	27	28	29	30	30	31	32	33	34	35	36			
10	11	11	12	13	14	14	15	16	16	17	18	18	19	20	20	21	22	23	24	25	26			
20	21	22	23	24	25	26	27	28	29	30	31	32	33	34	35	36	37	38	39	40	41			
13	14	15	16	17	18	19	20	21	22	23	24	25	26	26	27	28	29	30	31	32	33			
17	18	18	19	20	21	22	23	24	25	26	27	28	29	30	31	32	33	34	35	36	37			

SESSIONAL EXAMINATION QUESTION PAPER



ILKUR BALAJI COLLEGE OF PHARMACY
 RVS Nagar, Aziz Nagar(V), Moinabad(M), R.R. Dist
 Affiliated JNTUH, Approved by AICTE & PCI New Delhi.

College Code

GD

Name of the Exam:	B. Pharmacy I-Mid Examinations	Marks	10M
Year-Sem & Branch:	B.Pharmacy I year I sem. (R22)	Duration:	2 hour
Subject Name (Code):		Date & Session	

Q. NO	PART- A (Long Answer Question) (Answer any one)	1X5=5 Marks
1.	Classify epithelial tissue and nervous tissue? Discuss in detail about connective tissues?	
2.	Illustrate the structural and functional classification of neurons? Write about the types of Neuroglia	
Q. NO	PART- B (Short Answer Question) (Answer any two)	2X2 ½ =5 Marks
1.	Describe in detail about transport across cell membrane?	
2.	Define homeostasis? Describe about its mechanisms?	
3.	Classify the organization of the nervous system? Write in detail about components included in peripheral nervous system (PNS)?	

SESSIONAL EXAMINATION QUESTION PAPER



CHILKUR BALAJI COLLEGE OF PHARMACY

RVS Nagar, Aziz Nagar(V), Moinabad(M), R.R.Dist
Affiliated JNTUH, Approved by AICTE & PCI New Delhi.

College Code

GD

Marks 10M

2 hour

03-04-2023(F.N)

Name of the Exam:	B. Pharmacy II-Mid Examinations		Marks	10M
Year-Sem & Branch:	B.Pharmacy I year I sem. (R22)	Duration:	2 hour	
Subject Name (Code):	HUMAN ANATOMY AND PHYSIOLOGY(PS101)	Date & Session	03-04-2023(F.N)	

Q. NO	PART- A (Long Answer Question) (Answer any one)	1X5=5 Marks
1.	Discuss briefly about the structure & functions of Adrenal glands and its disorders?	
2.	Write in-detail about the physiology of muscle contractions?	
Q. NO	PART- B (Short Answer Question) (Answer any two)	2X2 ½ =5 Marks
1.	Write the differences between the sympathetic and para-sympathetic nervous system?	
2.	Write in-detail about the types of bone with examples?	
3.	Write briefly about the structure and functions of brain(cerebrum, brain stem, cerebellum)?	

15. QUESTION BANK

Unit - I

- 1) Write the definition & scope of anatomy & physiology?
- 2) Discuss about the basic life process?
- 3) Define homeostasis. Write about its feedback mechanism?
- 4) Illustrate the structure of cell. Write about the functions of cell?
- 5) Describe about the transport across cell membrane?
- 6) Discuss in detail about the cell division & cell junctions.
- 7) Write general principles of cell communication?
- 8) Discuss about the forms of intracellular signalling?
- 9) Classify epithelial tissues? Write the structure, location and functions of epithelial tissues.
- 10) Muscular tissue.
- 11) Connective tissue.

Unit II

- 1) Discuss about the structure & functions of skin skeletal system.
- 2) Write in detail about the divisions of skeletal system & the types of bones with examples?
- 3) Discuss the salient features & function of bones of axial skeletal system.
- 4) Appendicular skeletal system.
- 5) Write in detail about the organization of skeletal muscle?
- 6) Physiology of muscle contraction.
- 7) Neuromuscular junction.
- 8) The structural & functional classification of joints with examples.
- 9) Types of joints movements & its articulation.

Unit - III

- 1) Describe about the organization of nervous system. Write in detail about the components involved in the PNS?

QUESTION BANK

- 1) Describe in-detail about the structure of neuron & types of neuroglia
- 2) Write about the classification & properties of nerves fibres
- 3) Discuss in-detail about the electrophysiology of neurons
- 4) Define action potential. write down its mechanism
- 5) Write the definition of nerve impulses
- 6) Receptors 8) Synapse 9) neurotransmitter 10) Meninges
- 11) Ventricles of brain
- 12) Functions of Cerebrospinal fluid
- 13) Structure & function of brain
- 14) Gross structure of spinal cord
- 15) Functions of afferent & efferent nerve tracts
- 16) Reflex activity

Unit IV

- 1) Origin & functions of spinal nerves?
- 2) Origin & functions of cranial nerves?
- 3) Write the difference between SNS & PNS?
- 4) Describe the structure, function & disorder of eye?
- 5) Ear - structure, function & disorder?
- 6) Nose - structure, function & disorder?
- 7) Throat - structure, function & disorder?

Unit V

- 1) Classify the hormones. Write the mechanism of hormone action?
- 2) Discuss the brief about structure, function & disorders of pituitary gland?
- 3) Discuss briefly about structure, function & disorders of thyroid gland?
- 4) Discuss briefly about structure, function & disorders of parathyroid gland?
- 5) Discuss briefly about structure, function & disorders of thymus gland?
- 6) Discuss briefly about structure, function & disorders of Adrenal gland?
- 7) Discuss briefly about structure, function & disorders of pineal gland?
- 8) Discuss briefly about structure, function & disorders of pancreas gland?

CHILKUR BALAJI COLLEGE OF PHARMACY

(Sponsored by Srinivasa Educational Academy, Chittoor)
(Approved by AICTE, New Delhi, Affiliated to JNTUH, Hyd., T.S.)
R.V.S. Nagar, Aziz Nagar, (Post), Moinabad Road, Near T.S. Police Academy, Hyderabad - 500 075.

COURSE RECORD BOOK



Year : 2022 -2023

Course Code

PH-306

Programme Name : PHARM.D

Class: 1st yr

Semester / Year : -

Course : pharmaceutical Formulations

Name of Teaching Staff : Mrs. M. Shiroja

Department : pharmaceutics

INDEX

Sr.No.	Title	Page No.
1	Academic Calendar	2
2	Individual Time Table	5
3	Syllabus	7
4	Recommended Book	10
5	CO/ PO / Assessment Details	11
6	Teaching Plan	12-14
7	Tutorial Record	16
8	Attendance Record	20-43
9	Syllabus Completion Report	59
10	Coverage of Content Beyond Syllabus	61
11	Details of Expert/Guest Lecture/Seminar Record	62
12	Internal Examination Details	63
13	Internal Exam Mark Analysis Report	67
14	Sessional Exam Question Paper	68
15	Question Bank	69
16	University / Board Exam Question Paper	73
17	Result Analysis	75
18	Certificate	

CHILKUR BALAJI COLLEGE OF PHARMACY

(Sponsored by Srinivasa Educational Academy, Chittoor)

(Approved by AICTE, New Delhi, Affiliated to JNTUH, Hyd., T.S.)

R.V.S. Nagar, Aziz Nagar, (Post), Moinabad Road, Near T.S. Police Academy, Hyderabad - 500 075.

Academic Year : 20²² -20²³

Class : Pharm-D

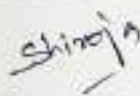


Semester / Year : II yr

Course : pharmaceutical
formulation

Course Code : PH-306

Date of Commencement of the Semester / Year : 5-09-2022

Date of Conclusion of the Semester / Year : 10-07-2023

Faculty	Course Faculty	Academic Incharge / HOD	Principal
Signature			
Name	Mrs. M. Shiroja	Mr. A. Ramak Rao	Dr. Chandrasekhara Rao PRINCIPAL



Chilkur Balaji College of Pharmacy
R.V.S. Nagar, Aziz Nagar (Post)
Moinabad Road, Near Police Academy,
HYDERABAD-500 075

1. ACADEMIC CALENDAR

AWAHARILAL NEHRU TECHNOLOGICAL UNIVERSITY HYDERABAD

ACADEMIC CALENDAR 2022-23

Pharm. D (Regular) and Pharm. D (PB) III Year

Pharm. D (Regular) III Year

S. No	Description	Duration	
		From	To
1	Commencement of classwork		05.09.2022
2	1 st Spell of Instructions (including Dussehra Recess)	05.09.2022	03.12.2022 (13 Weeks)
3	Dussehra Recess	03.10.2022	08.10.2022
4	First Mid Term Examinations	05.12.2022	10.12.2022 (1 Week)
5	2 nd Spell of Instructions	12.12.2022	04.03.2023 (12 Weeks)
6	Submission of First Mid Term Exam Marks to the University on or before		17.12.2022
7	Supplementary Examinations	19.12.2022	24.12.2022
8	Second Mid Term Examinations	06.03.2023	11.03.2023 (1 Week)
9	3 rd Spell of Instructions	13.03.2023	17.06.2023 (14 Weeks)
10	Submission of Second Mid Term Exam Marks to the University on or before		18.03.2023
11	Summer Vacation	15.05.2023	27.05.2023 (2 Weeks)
12	Third Mid Term Examinations	19.06.2023	24.06.2023 (1 Week)
13	Preparation Holidays and Practical Examinations	26.06.2023	08.07.2023 (2 Weeks)
14	Submission of Third Mid Term Exam Marks to the University on or before		01.07.2023
15	End / Supplementary Examinations	10.07.2023	22.07.2023 (2 Weeks)

Note: No. of Working / Instructional Days: 204

Pharm.D (PB) III Year

S. No	Description	Duration	
		From	To
1.	Commencement of internship in general ward	05.09.2022	04.03.2023 (6 Months)
2.	Report submission of internship in general ward		06.03.2023
3.	Commencement of internship in Specialty ward - 1	07.03.2023	06.05.2023 (2Months)
4.	Report submission of internship in Specialty ward -1		08.05.2023
5.	Commencement of internship in Specialty ward - 2	09.05.2023	08.07.2023 (2Months)
6.	Report submission of internship in Specialty ward - 2		10.07.2023
7.	Commencement of internship in Specialty ward - 3	11.07.2023	09.09.2023(2 Months)
8.	Report submission of internship in Specialty ward - 3		11.09.2023
9.	Final viva of Internship		16.09.2023



CHILKUR BALAJI COLLEGE OF PHARMACY, HYDERABAD

TIME TABLE OF PHARM.D III YEAR FOR THE ACADEMIC YEAR 2022-23

TIME→ DAY↓	I (9.30- 10.20 A.M)	II (10.20 - 11.10 A.M)	III (11.10 - 12.00 P.M)	IV (12.00 - 12.40 P.M)	12:40 -1:20PM	V (1.20 - 2.20 P.M)	VI (2.20-3.20 P.M)	VII (3.20-4.00 P.M)
MON					LUNCH	Formulations - Lab (MS)		
TUE				Formulations (MS)				
WED								
THU			Formulations (MS)					
FRI								
SAT								

2. INDIVIDUAL TIME TABLE

3. SYLLABUS

3. Detailed syllabus and lecture wise schedule:

Title of the topic

1. Pharmaceutical dosage form- concept and classification
2. **Tablets:** Formulation of different types of tablets, tablet excipients, granulation techniques quality control and evaluation of tablets. Tablet coating, Type of coating, quality control tests for coated tablet.
3. **Capsules;** Production and filling of hard gelatin capsules, Raw material for shell, finishing, quality control tests for capsules. Production and filling of soft gelatin capsules, quality control tests for soft gelatin capsules.
4. **Liquid orals:** Formulation and evaluation of suspensions, emulsions and solutions. Stability of these preparations
5. **Parenterals** Introduction Containers used for Parenterals (including official tests) Formulation of large and small volume Parenterals Sterilization
6. **Ophthalmic preparations (Semi - Solids):** Introduction and classification Factors affecting absorption and anatomy of skin Packaging storage and labeling. Ointments Types of Ointment Base Preparation of ointment, Jellies Types of jellies Formulation of jellies Suppositories, Method of preparation, Types Packaging
7. Definition and concept of **Controlled and novel Drug delivery systems** with available examples, viz. parenteral, trans dermal, buccal, rectal, nasal, implants, ocular

4. RECOMMENDED BOOKS

Text books (Theory)

- a. Pharmaceutical dosage forms, Vol. I, II and III by Lachman
- b. Rowlings Text book of Pharmaceutics
- c. Tutorial Pharmacy – Cooper & Gun

Reference books (Theory)

- a. Remington's Pharmaceutical Sciences
- b. USP/BP/IP

5. CO/ PO / ASSESSMENT DETAILS

COURSE OUTCOME

Co.No.	Course Outcome (CO)
1.	understand the principle involved in formulation of various pharmaceutical dosage forms.
2.	prepare various pharmaceutical formulation
3.	prepare and perform evaluation of pharmaceutical dosage forms.
4.	understand and appreciate the concept of bioavailability and bioequivalence and their role.

CO-PO MATRIX (MAPPING)

CO.No.	PO1	PO2	PO3	PO4	PO5	PO6	PO7	PO8	PO9	PO10	PO11
1.	1	1	1	1	-	-	-	-	-	-	-
2.	2	2	2	1	-	-	-	-	-	-	-
3.	2	2	2	1	-	-	-	-	-	-	-
4.	2	2	2	1	-	-	-	-	-	-	-

CO-ASSESSMENT (MAPPING)

CO	Continuous Assessment				Semester / Year End. Exam
				Sessional	

TEACHING PLAN

Lecture / Pr.No.	Planned Date	Topic	CO	Actual Date	Mode of Conduct
1	6/9/22	Pharmaceutical dosage form - concept		28/9/22	chalk board
2	6/9/22	Pharmaceutical dosage form - concept		28/9/22	chalk board
3	8/9/22	classification of Pharmaceutical dosage form		29/9/22	chalk board
				1	
4	13/9/22	Formulations of different types of tablets		18/10/22	chalk board
5	13/9/22	Formulations of different types of tablet		13/10/22	chalk board
6	15/9/22	Tablet excipients		1/11/22	chalk board
7	15/9/22	Tablet excipients		1/11/22	chalk board
8	15/9/22	Tablet excipients		1/11/22	chalk board
9	20/9/22	Granulation techniques		17/11/22	chalk board
10	20/9/22	Granulation techniques		17/11/22	chalk board
11	22/9/22	Quality control of tablets		6/12/22	chalk board
12	22/9/22	Quality control of tablets		6/12/22	chalk board
13	27/9/22	Evaluation of tablets		8/12/22	chalk board
14	27/9/22	Evaluation of tablets		8/12/22	chalk board
15	27/9/22	Evaluation of tablets		8/12/22	chalk board
16	29/9/22	Tablet coating		15/12/22	chalk board
17	29/9/22	Tablet coating		20/12/22	chalk board
18	11/10/22	Types of coating		27/12/22	chalk board
19	11/10/22	Types of coating		29/12/22	chalk board
20	13/10/22	Quality control test for coated tablet		3/1/23	chalk board
21		Assignment, coating defects		3/1/23	PPT
22	18/10/22	Introduction to capsules		10/1/23	chalk board
23	20/10/22	Production & filling of hard gelatin capsule		10/1/23	PPT

Signature of Faculty

Academic In-Charge / H.O.D.

Principal

TEACHING PLAN

Lecture / Pr.No.	Planned Date	Topic	CO	Actual Date	Mode of Conduct
24	20/10/22	Production & filling of hard gelatin capsules		17/1/23	ppt
25	25/10/22	formulation of hard gelatin capsules		17/1/23	ppt
26	27/10/22	Raw material for shell		19/1/23	chalk board
27	27/10/22	Finishing of capsules		19/1/23	chalk board
28	1/11/22	soft gelatin capsules		19/1/23	chalk board
29	3/11/22	formulation of soft gelatin capsules		21/1/23	chalk board
30	3/11/22	formulation of soft gelatin capsules		31/1/23	chalk board
31	8/11/22	Production & filling of soft gelatin capsules		7/2/23	chalk board
32	8/11/22	Production & filling of soft gelatin capsules		7/2/23	chalk board
33	10/11/22	Quality control tests for soft gelatin capsules		7/2/23	chalk board
34	15/11/22	Revision class - Evaluation of tablets		9/2/23	-
35	15/11/22	Revision class - soft gelatin capsules		-	-
36	17/11/22	Revision class - Tablet coating		-	-
37	17/11/22	Revision class - formulation of Hard gelatin capsules		-	-
38	22/11/22	Revision class - Types of coating		-	-
39	22/11/22	Revision class - Production and filling of hard gelatin capsules		-	-
40	24/11/22	class tests		-	-
41	24/11/22	class tests		-	-
42	29/11/22	class tests		-	-
43	29/11/22	class tests		-	-
44	1/12/22	Liquid orals - Introduction		16/2/23	chalk board
45	1/12/22	Liquid orals - formulation		16/2/23	chalk board
46	1/12/22	Liquid orals - formulation		16/2/23	chalk board

Signature of Faculty

Academic In-Charge / H.O.D.

Principal

TEACHING PLAN

Lecture / Pr.No.	Planned Date	Topic	CO	Actual Date	Mode of Conduct
47	13/12/22	Evaluation of suspensions		16/2/23	chalk board
48	15/12/22	Evaluation of suspensions		23/2/23	chalk board
49	20/12/22	Emulsions - Introduction		03/2/23	chalk board
50	22/12/22	Types of Emulsions		28/2/23	chalk board
51	27/12/22	Preparation of emulsions		2/3/23	chalk board
52	29/12/22	Evaluation of emulsions		2/3/23	chalk board
53	3/1/23	Identification tests of emulsions		28/3/23	chalk board
54	5/1/23	stability of emulsions		23/3/23	chalk board
55	10/1/23	solutions - Introduction		4/4/23	chalk board
56	12/1/23	Preparation of solutions		6/4/23	chalk board
57	17/1/23	Evaluation of solutions		13/4/23	chalk board
58	19/1/23	Stability of solutions		18/4/23	chalk board
59	24/1/23	Introduction - parenterals		20/4/23	chalk board
60	31/1/23	Introduction containers used for parenterals		27/4/23	chalk board
61	2/2/23	official test - parenterals		27/4/23	chalk board
62	7/2/23	Assignment		27/4/23	-
63	9/2/23	Revision class - Evaluation of suspensions		-	-
64	14/2/23	class tests		-	-
65	16/2/23	ophthalmic preparations - Introduction		2/5/23	chalk board
66	21/2/23	ophthalmic preparations - classification		4/5/23	Assignment
67	23/2/23	factors affecting absorption		2/5/23	chalk board
68	28/2/23	Anatomy of skin		-	Assignment
69	2/3/23	Anatomy of skin		-	Assignment
70	14/3/23	packaging, storage and labelling of ophthalmic preparations		30/5/23	chalk board

Signature of Faculty

Academic In-Charge / H.O.D.

Principal

TEACHING PLAN

Lecture / Pr.No.	Planned Date	Topic	CO	Actual Date	Mode of Conduct
71	16/3/23	packaging storage of labelling of ophthalmic preparations		30/5/23	chalk board
72	21/3/23	ointments- Introduction		-	Assignment
73	23/3/23	Types of ointment base		9/5/23	chalk board
74	28/3/23	Types of ointment base		9/5/23	chalk board
75	4/4/23	Preparation of ointment		9/5/23	chalk board
76	6/4/23	Jellies types of jellies		11/5/23	chalk board
77	11/4/23	formulations of jellies suppositories		11/5/23	chalk board
78	13/4/23	formulations of jellies suppositories		11/5/23	chalk board
79	18/4/23	Method of preparation of jellies		30/5/23	chalk board
80	20/4/23	Method of preparation of jellies		30/5/23	chalk board
81	25/4/23	Types of packaging		1/6/23	chalk board
82	29/4/23	controlled and novel drug delivery systems - Introduction		8/6/23	Assignment
83	2/5/23	Parenteral- preparations formulations and evaluations		8/6/23	chalk board
84	4/5/23	Parenteral- packaging, labelling and storage		8/6/23	chalk board
85	9/5/23	Transdermal drug delivery systems		13/6/23	Chalk board
86	11/5/23	Transdermal drug delivery system		13/6/23	Assignment
87	16/5/23	Buccal route drug delivery systems		13/6/23	chalk board
88	18/5/23	Rectal ^{route} drug delivery systems		13/6/23	Assignment
89	23/5/23	Nasal drug delivery systems		13/6/23	chalk board
90	25/5/23	Implants		13/6/23	chalk board
91	30/5/23	Ocular drug delivery systems		13/6/23	chalk board

Signature of Faculty

Academic In-Charge /H.O.D.

Principal

8. ATTENDANCE

Roll No	Students Name	Date	Days																																				
			1	2	3	4	5	6	7	8	9	10	11	12	13	14	15	16	17	18	19	20																	
01	Dalran Yasur Ahmed		1	2	3	4	5	A	A	6	7	A	8	A	9	A	A	10	A	11	A	12	A	13	A	14	A	15	A	16	A	17	A	18	A	19	A	20	
02	Bogi Joshua		1	2	3	4	5	6	7	8	9	10	11	12	13	14	15	16	17	18	19	20																	
03	Cheruku Venkata		1	2	3	4	5	6	7	A	A	A	A	A	A	A	A	A	A	A	A	A	A	A	A	A	A	A	A	A	A	A	A	A	A	A	A	A	
04	Durgam TEJA		1	2	3	4	5	6	7	A	A	A	A	A	A	A	A	A	A	A	A	A	A	A	A	A	A	A	A	A	A	A	A	A	A	A	A	A	
05	G. Gayatri		1	2	3	4	5	6	7	8	9	10	A	11	12	13	14	A	A	15	16	A	17	18	A	19	20												
06	G. Rishika		1	2	3	4	5	6	7	8	9	10	A	11	12	13	14	A	A	15	16	A	17	18	A	19	20												
07	Kothi. Namini		1	2	3	4	5	6	7	8	9	10	11	12	13	14	15	16	17	18	19	20																	
08	Kundar Meghana		A	A	1	2	3	A	4	5	6	7	8	9	A	10	11	A	12	13	14	15	16	17	18	19	20												
09	Anjan kumar		1	2	3	4	5	6	7	8	9	10	11	12	13	14	15	16	17	18	19	20																	
10	Maswa Johan		1	2	3	4	5	6	7	8	9	10	11	12	13	14	15	16	17	18	19	20																	
11	Pulachtha Saththa		1	2	3	4	5	6	7	8	9	10	11	12	13	14	15	16	17	18	19	20																	
12	Vyshnavi sigruru		A	A	1	2	A	3	4	5	6	7	8	9	10	11	12	A	13	14	15	16	17	18	19	20													
13	Zoya praveen		A	A	A	A	1	A	A	2	A	A	A	A	A	A	A	A	A	A	A	A	A	A	A	A	A	A	A	A	A	A	A	A	A	A	A		
14	Samar sanobar		A	A	A	A	1	A	A	2	A	3	A	4	A	A	A	A	A	A	A	A	A	A	A	A	A	A	A	A	A	A	A	A	A	A	A	A	
15	M. Sindhur Reddy		1	2	3	4	5	6	7	8	9	10	11	12	13	14	15	16	17	18	19	20																	
16	P. Raja		1	2	3	4	5	6	7	8	9	10	11	12	13	14	15	16	17	18	19	20																	
17	Nadlya Samam		A	A	1	2	3	A	4	5	6	7	8	9	10	11	12	A	13	14	15	16	17	18	19	20													
18	Shalida Islane		A	A	1	2	3	A	4	5	6	7	8	9	10	11	12	13	14	15	16	17	18	19	20														
19	Azam Hussein		1	2	3	4	5	6	7	8	9	10	11	12	13	14	15	16	17	18	19	20																	

ATTENDANCE

Days		Days																																													
1	2	1	2	3	4	5	6	7	8	9	10	11	12	13	14	15	16	17	18	19	20	21	22	23	24	25	26	27	28	29	30	31	32	33	34	35	36	37	38	39	40	41	42	43	44	45	46
A	A	1	2	3	4	5	6	7	8	9	10	11	12	13	14	15	16	17	18	19	20	21	22	23	24	25	26	27	28	29	30	31	32	33	34	35	36	37	38	39	40	41	42	43	44	45	46
A	A	1	2	3	4	5	6	7	8	9	10	11	12	13	14	15	16	17	18	19	20	21	22	23	24	25	26	27	28	29	30	31	32	33	34	35	36	37	38	39	40	41	42	43	44	45	46
A	A	1	2	3	4	5	6	7	8	9	10	11	12	13	14	15	16	17	18	19	20	21	22	23	24	25	26	27	28	29	30	31	32	33	34	35	36	37	38	39	40	41	42	43	44	45	46
A	A	1	2	3	4	5	6	7	8	9	10	11	12	13	14	15	16	17	18	19	20	21	22	23	24	25	26	27	28	29	30	31	32	33	34	35	36	37	38	39	40	41	42	43	44	45	46
A	A	1	2	3	4	5	6	7	8	9	10	11	12	13	14	15	16	17	18	19	20	21	22	23	24	25	26	27	28	29	30	31	32	33	34	35	36	37	38	39	40	41	42	43	44	45	46
A	A	1	2	3	4	5	6	7	8	9	10	11	12	13	14	15	16	17	18	19	20	21	22	23	24	25	26	27	28	29	30	31	32	33	34	35	36	37	38	39	40	41	42	43	44	45	46
A	A	1	2	3	4	5	6	7	8	9	10	11	12	13	14	15	16	17	18	19	20	21	22	23	24	25	26	27	28	29	30	31	32	33	34	35	36	37	38	39	40	41	42	43	44	45	46
A	A	1	2	3	4	5	6	7	8	9	10	11	12	13	14	15	16	17	18	19	20	21	22	23	24	25	26	27	28	29	30	31	32	33	34	35	36	37	38	39	40	41	42	43	44	45	46
A	A	1	2	3	4	5	6	7	8	9	10	11	12	13	14	15	16	17	18	19	20	21	22	23	24	25	26	27	28	29	30	31	32	33	34	35	36	37	38	39	40	41	42	43	44	45	46
A	A	1	2	3	4	5	6	7	8	9	10	11	12	13	14	15	16	17	18	19	20	21	22	23	24	25	26	27	28	29	30	31	32	33	34	35	36	37	38	39	40	41	42	43	44	45	46
A	A	1	2	3	4	5	6	7	8	9	10	11	12	13	14	15	16	17	18	19	20	21	22	23	24	25	26	27	28	29	30	31	32	33	34	35	36	37	38	39	40	41	42	43	44	45	46
A	A	1	2	3	4	5	6	7	8	9	10	11	12	13	14	15	16	17	18	19	20	21	22	23	24	25	26	27	28	29	30	31	32	33	34	35	36	37	38	39	40	41	42	43	44	45	46
A	A	1	2	3	4	5	6	7	8	9	10	11	12	13	14	15	16	17	18	19	20	21	22	23	24	25	26	27	28	29	30	31	32	33	34	35	36	37	38	39	40	41	42	43	44	45	46
A	A	1	2	3	4	5	6	7	8	9	10	11	12	13	14	15	16	17	18	19	20	21	22	23	24	25	26	27	28	29	30	31	32	33	34	35	36	37	38	39	40	41	42	43	44	45	46
A	A	1	2	3	4	5	6	7	8	9	10	11	12	13	14	15	16	17	18	19	20	21	22	23	24	25	26	27	28	29	30	31	32	33	34	35	36	37	38	39	40	41	42	43	44	45	46
A	A	1	2	3	4	5	6	7	8	9	10	11	12	13	14	15	16	17	18	19	20	21	22	23	24	25	26	27	28	29	30	31	32	33	34	35	36	37	38	39	40	41	42	43	44	45	46
A	A	1	2	3	4	5	6	7	8	9	10	11	12	13	14	15	16	17	18	19	20	21	22	23	24	25	26	27	28	29	30	31	32	33	34	35	36	37	38	39	40	41	42	43	44	45	46
A	A	1	2	3	4	5	6	7	8	9	10	11	12	13	14	15	16	17	18	19	20	21	22	23	24	25	26	27	28	29	30	31	32	33	34	35	36	37	38	39	40	41	42	43	44	45	46
A	A	1	2	3	4	5	6	7	8	9	10	11	12	13	14	15	16	17	18	19	20	21	22	23	24	25	26	27	28	29	30	31	32	33	34	35	36	37	38	39	40	41	42	43	44	45	46
A	A	1	2	3	4	5	6	7	8	9	10	11	12	13	14	15	16	17	18	19	20	21	22	23	24	25	26	27	28	29	30	31	32	33	34	35	36	37	38	39	40	41	42	43	44	45	46
A	A	1	2	3	4	5	6	7	8	9	10	11	12	13	14	15	16	17	18	19	20	21	22	23	24	25	26	27	28	29	30	31	32	33	34	35	36	37	38	39	40	41	42	43	44	45	46
A	A	1	2	3	4	5	6	7	8	9	10	11	12	13	14	15	16	17	18	19	20	21	22	23	24	25	26	27	28	29	30	31	32	33	34	35	36	37	38	39	40	41	42	43	44	45	46
A	A	1	2	3	4	5	6	7	8	9																																					

LAB

Engaged Lectures / Pr Hrs.....

TUTORIAL

17/10																										Attended Total
	3/11/0	14/11	22/11	5/12	19/12	2/1	9/1	16/1	23/1	30/1	6/2	13/2	20/2	27/2	3/3	10/3	17/3	24/3	31/3	7/4	14/4	21/4	28/4	5/5	12/5	
1	2	3	4	5	6	7	8	9	10	11	12	13	14	15	16	17	18	19	20	21	22	23	24	25		
1	2	3	A	4	5	A	A	6	7	A	A	8	9	A	10	11	12	13	14	15						
1	2	A	3	4	A	A	5	6	7	8	9	10	11	12	13	14	15	16	17	18						
1	2	3	A	4	5	6	7	8	9	10	11	12	13	14	15	16	17	18	19	20						
1	2	3	4	5	A	A	A	6	7	8	A	9	10	11	12	13	A	14	15	16						
1	2	A	A	3	A	4	5	6	7	A	8	A	9	10	11	12	13	14	15	16						
1	2	3	4	5	6	7	8	9	10	11	A	12	13	14	15	16	17	18	19	A						
1	2	3	4	5	6	7	8	9	10	11	12	13	14	15	16	17	18	A	19	20						
1	2	A	3	4	A	5	6	7	8	9	10	11	12	13	14	15	16	17	18	19						
1	2	A	A	3	A	A	A	A	5	6	7	8	9	10	11	A	12	A	13	14						
1	2	A	3	4	5	A	6	A	A	A	A	7	8	A	A	A	9	10	11	12						
1	2	3	A	4	A	5	6	7	8	9	10	A	11	12	13	14	15	A	16	17						
1	2	3	4	5	6	7	A	8	9	10	11	12	13	A	14	15	16	A	A	17						
A	1	A	2	3	A	A	4	A	A	A	A	5	A	A	A	A	A	A	6	A	A					
1	2	A	A	A	A	A	3	A	A	A	A	A	A	A	A	A	A	A	4	5	A					
1	2	3	4	5	6	A	7	8	9	10	A	11	12	A	13	14	15	16	17	18						
1	2	3	A	4	A	A	5	6	7	8	9	10	11	12	A	13	14	15	16	17						
1	2	A	A	A	3	4	5	6	7	8	9	10	11	12	A	13	14	15	A	16	17					
1	2	A	A	A	3	4	5	6	7	8	9	10	11	12	A	13	14	15	16	17	18					
1	2	3	A	A	4	A	5	A	6	A	7	8	9	A	A	A	10	11	12	13						

14. SESSIONAL EXAMINATION QUESTION PAPER



CHILKUR BALAJI COLLEGE OF PHARMACY

RVS Nagar, Aziz Nagar(V), Moinalad(M), R.R.Dist
 Affiliated JNTUH, Approved by AICTE & PCI New Delhi.


Pharm.D - I Mid Examinations DEC 2022

Name of the Exams:	Pharm.D III Year	Duration:	30	College Code	GD
Year-Sem & Branch:	Pharmaceutical Formulations	Date & Session	2 hours(10AM to 12PM)		
Subject Name (Code):			12/12/2022 (FN)		

ANSWER ANY THREE OF THE FOLLOWING QUESTIONS

Q. NO	Questions
1	Write in detail about granulation methods of tablets
2	Write in detail about official and unofficial tests of used in evaluation of tablets
3	Write in detail about excipients?
4	a) Classify different types of tablets and write about advantages and disadvantages of tablets b) Write a note on liquid dosage forms?
5	a) Write about the classification of powders. b) Classify dosage forms based on route of administrations?

SESSIONAL EXAMINATION QUESTION PAPER

		CHILKUR BALAJI COLLEGE OF PHARMACY RVS Nagar, Aziz Nagar(V), Moinabad(M), R.R. Dist Affiliated JNTUH, Approved by AICTE & PCI New Delhi.		College Code GD	
Name of the Exam:	Pharm.D - II Mid Examinations		30		
Year-Sem & Branch:	Pharm. D III Year		2 hours(10AM to 12PM)		
Subject Name (Code):	Pharmaceutical Formulations		Date & Session		
ANSWER ANY THREE OF THE FOLLOWING QUESTIONS					
3X10=30M					

Questions	
Q. NO	
1	Define Capsules ? write about the extraction of gelatin and write in detail about the manufacture of hard gelatin capsules? (10M)
2	A. Write about the evaluation of capsules? (7M) B. Write about the coating defects? (3M)
3	A. Write about the different types of suspensions along with examples? (8M) B. Write the differences between flocculated and deflocculated suspension? (2M)
4	A. Write about the Identification tests for emulsions? (7M) B. Write about the Theories for emulsions? (3M)
5.	Explain in detail about various coating process along with neat labelled diagram? (10M)

SESSIONAL EXAMINATION QUESTION PAPER



CHILKUR BALAJI COLLEGE OF PHARMACY

RVS Nagar, Aziz Nagar(V), Moynabad(M), R.R. Dist
Affiliated JNTUH, Approved by AICTE & PCI New Delhi.

Name of the Exam:	Pharm.D - II Mid Examinations		College Code	GD
Year-Sem & Branch:	Pharm. D III Year	Duration:	2 hours(10AM to 12PM)	
Subject Name (Code):	Pharmaceutical Formulations	Date & Session	10-03-2023 FN	
ANSWER ANY THREE OF THE FOLLOWING QUESTIONS				
Q. NO	3X10=30M			

Questions

1	Define Capsules? write about the extraction of gelatin and write in detail about the manufacture of hard gelatin capsules? (10M)
2	A. Write about the evaluation of capsules? (7M) B. Write about the coating defects? (3M)
3	A. Write about the different types of suspensions along with examples? (8M) B. Write the differences between flocculated and deflocculated suspension? (2M)
4.	A. Write about the Identification tests for emulsions? (7M) B. Write about the Theories for emulsions? (3M)
5.	Explain in detail about various coating process along with neat labelled diagram? (10M)